




# Time of Use Pilot



# Overview- Time of Use Pilot

**Time-of-Use (TOU)** rate plans are based on how much energy you use and what time of day you use it. They change seasonally.

## **Rate Description- 1G Pilot**

Schedule 1G is a 2-season, 3-tiers residential rate.




Eligibility requirements include: VA residential customer with an AMI meter

- no net metering > 10KW; cannot have been on the rate in the last 12 months; no demand response programs (i.e. AC cycling, new thermostat program)

Enrollment limit of 10K

Customers can unenroll at any time

# Time of Use Pilot- Sample

<b>Super Off-Peak</b>	12am - 5am <b>Optimal Time for:</b> 
<b>Off-Peak</b>	5am - 3pm 6pm - 12am 
<b>Peak</b>	3pm - 6pm <b>Limit Usage:</b> 
<b>Weekends:</b> <b>Super Off-Peak</b> 12am - 5am <b>Off-Peak</b> 5am - 12am	

# Let's Chat



What are your thoughts?

# Let's Chat



What do customers need?

# Let's Chat



Recognizing we will leverage this partnership, what do you need?

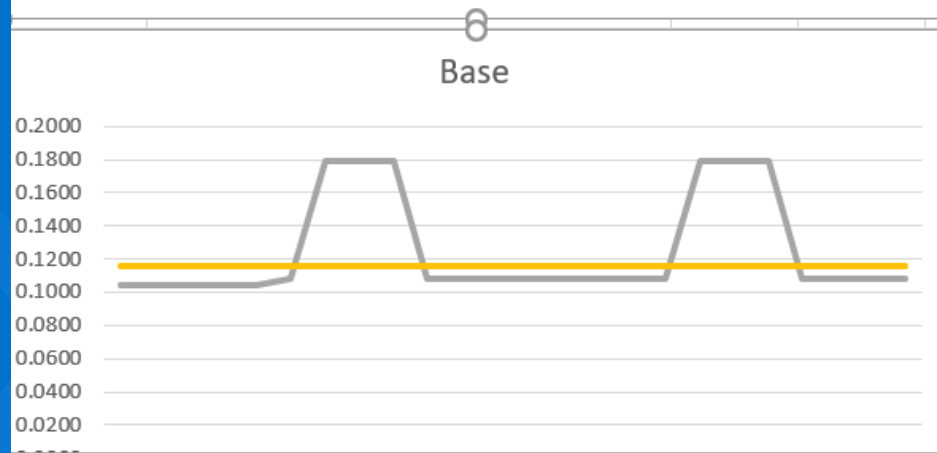
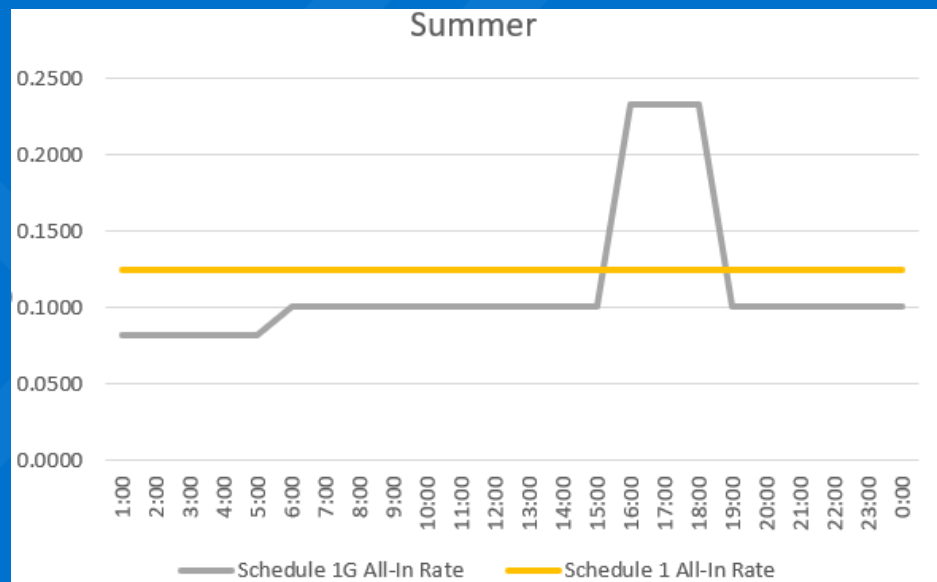


Questions?




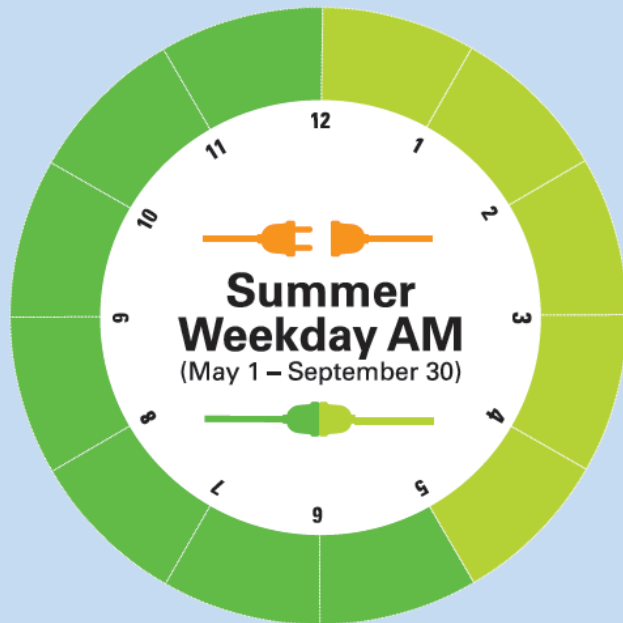
# Other Looks





# Summer Weekday (May 1 – September 30)





<b>Super Off-Peak</b>	12am - 5am Optimal Time for: 
<b>Off-Peak</b>	5am - 3pm 6pm - 12am 
<b>Peak</b>	3pm - 6pm Limit Usage: 
<b>Weekends:</b> <b>Super Off-Peak</b> 12am - 5am <b>Off-Peak</b> 5am - 12am	

